

# Kubota

KUBOTA POWER GENERATORS

## *SQ SERIES*



# SQ SERIES

SQ-1130 / SQ-1210 / SQ-3330

Prime Output: (Single Phase) 13.5 to 20.6 kVA  
(Three Phase) 28.7 to 33.1 kVA

## Shhhhh... Generator at work.



### SUPER QUIET

#### 1: Super Quiet

##### Over-Sized Muffler

Sound levels have been lowered by an over-sized muffler.

##### Second Muffler (for SQ-3300 only)

A special 2-stage muffler system is used in generators powered by the V3300 to reduce noise even further.

Model	Sound Level During Rated Output at 23 ft. (7m) [dB(A)]
SQ-1130	63.0
SQ-1210	64.0
SQ-3330	65.0



#### 2: Easy Maintenance

##### Easy One-Side Maintenance

Engine oil and coolant drain extensions are provided to ease regularly scheduled maintenance. Oil gauge, oil filter, oil replenishment port, fuel filter, water reserve tank, battery and air cleaner are all located on one side for quick inspection and maintenance.



### 3: Safety



**Safety Measures**  
 All engines for SQ Series Generators are ECU-controlled. Automatic shutdown of the engine will occur if abnormal conditions (abnormal oil pressure or water temperature, excessive speed, broken fan belt) or if load center doors are opened during operation.

**Locking Control Panel Door**  
 Shields instrument panel from the elements and permits observation of all key functions without opening the door.



### 4: Operator Friendly

**Transportability**  
 One-point lifting eye makes it easy to transport all SQ series generators. Special forklift openings are located on the base of the machine.



**Longer Continuous Operation**  
 Large-capacity fuel tank (21.5gal; 81.4L) enables longer continuous operation on a single tank.

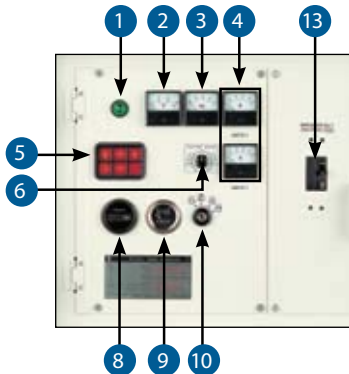
### 5: Optional Kits

Remote start capability terminals are easily accessible, and are located behind the left side load centre doors. Remote fuel tank connections are available as an optional dealer installed kit, located at rear of unit.

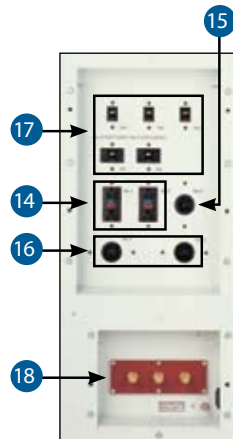


### 6: Control & Load Centre Panels

SQ-1130/1210  
Control Panel



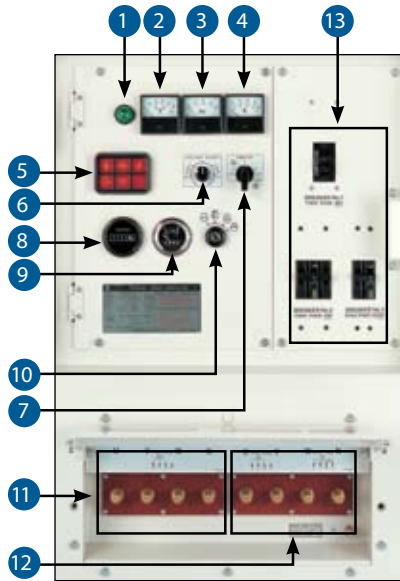
SQ-1130/1210  
Load Centre



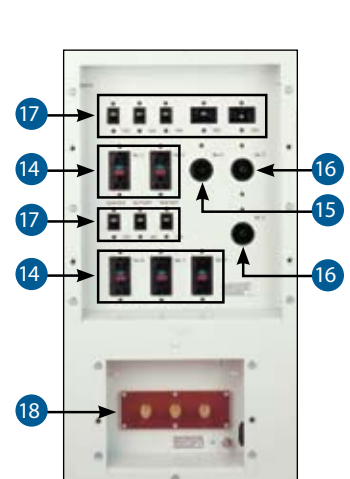
- 1 Pilot Light
- 2 A.C. Voltmeter
- 3 Frequency Meter
- 4 A.C. Ammeter
- 5 Monitor Centre: High-Water Temp, DC Volt Oil Pressure, Glow Indicator, Door Ajar
- 6 Voltage Adjuster
- 7 Ammeter Phase Selector Switch
- 8 Hourmeter
- 9 Fuel Gauge
- 10 Key Switch

- 11 3 Phase Output Terminals – 480 volts
- 12 3 Phase Output Terminals – 208 volts
- 13 A.C. Circuit Breakers
- 14 A.C. GFI Duplex – 5-20R
- 15 A.C. Twist Lock – L5-30R
- 16 A.C. Twist Lock – L14-30R
- 17 Circuit Breakers
- 18 Output Terminals – Load Centre

SQ-3300  
Control Panel



SQ-3300  
Load Centre



- 11 3 Phase Output Terminals – 480 volts
- 12 3 Phase Output Terminals – 208 volts
- 13 A.C. Circuit Breakers
- 14 A.C. GFI Duplex – 5-20R
- 15 A.C. Twist Lock – L5-30R
- 16 A.C. Twist Lock – L14-30R
- 17 Circuit Breakers
- 18 Output Terminals – Load Centre

SPECIFICATIONS						
Model		SQ1130	SQ1210	SQ3330		
<b>GENERATOR</b>						
Design		Revolving field, self-excited brushless AC generator				
Insulation Class		Class H				
Frequency	Hertz	60				
Phase & Wire		1 - 4	1 - 4	3 - 12		
Armature connection		Series	Series	Star with neutral		Zig-Zag
Stand-by Output	kW (kVA)	14.2 (14.2)	21.6 (21.6)	34.8 (27.8)	30.3 (24.2)	20.1 (20.1)
Prime Output	kW (kVA)	13.5 (13.5)	20.6 (20.6)	33.1 (26.5)	28.7 (23.0)	19.1 (19.1)
Voltage - Single Phase	V	120/240	120/240	-	120	120/240
Voltage - Three Phase	V	-	-	480	208	-
Current - Amps	A	56.3	85.8	39.8	79.6	79.6
Circuit Breaker Capacity	A	IT: 60	IT: 90	IT: 40	IT: 80	IT: 80
Number of Poles		4				
Power Factor		1.0	1.0	0.8		1.0
Model		BCI164D	BCI184F	BCI184H		
Voltage Regulation	%	1.5 (No load to full load)				
<b>ENGINE</b>						
Model		D1703-M-E3-BG	V2403-M-E3-BG	V3300-E3-BG		
Type		Vertical, liquid-cooled, 4-cycle diesel engine				
No. of Cylinders		3	4			
Bore & Stroke	mm (in.)	87 x 92.4 (3.43 x 3.64)	87 x 102.4 (3.43 x 4.03)	98 x 110 (3.86 x 4.33)		
Displacement	L (cu. in.)	1.647 (100.5)	2.434 (148.5)	3.318 (202.5)		
Speed	rpm	1800				
Continuous rated output	kW (HP)	17.3 (23.2)	23.7 (31.8)	29.9 (40.1)		
Injection Timing		0.2487 rad (14.25 deg.) BTDC			0.2 rad (9.0 deg.) BTDC	
Injection Pressure		13.73 Mpa (140.0 kgf/cm <sup>2</sup> , 1991 psi)				
Compression Ratio		22.0 : 1	23.2 : 1	22.6 : 1		
Oil		API service class of CF or higher				
Crankcase Oil	L (US gal.)	7.0 (1.8)	9.5 (2.5)	13.2 (3.4)		
Coolant	L (US gal.)	6.9 (1.8)	7.8 (2.1)	9.5 (2.5)		
Starting System	12 V	Electric starting with glow plug				
Fuel		Diesel fuel No. 2 (ASTM D975)				
<b>SET</b>						
Fuel Consumption - Full Load	L/h (gal/h)	4.24 (1.12)	6.82 (1.80)	9.0 (2.38)		
Fuel Consumption - 3/4 Load	L/h (gal/h)	3.49 (0.92)	4.94 (1.31)	6.96(1.84)		
Fuel Consumption - 1/2 Load	L/h (gal/h)	2.76 (0.73)	3.60 (0.95)	5.31 (1.40)		
Fuel Consumption - 1/4 Load	L/h (gal/h)	1.79 (0.47)	2.54 (0.67)	3.81 (1.01)		
Fuel Tank Capacity	l (gal)	81.4 (21.5)				
Continuous Hours - Full Load	h	19.2	11.9	9.0		
Continuous Hours - 3/4 Load	h	23.3	16.5	11.7		
Continuous Hours - 1/2 Load	h	29.5	22.6	15.3		
Continuous Hours - 1/4 Load	h	45.5	32.0	21.4		
Battery	(Ah/5Hr)	95D31L (64 Ah)			130E41L (92 Ah)	
Starting System		Electric w/ glow plug				
Dimensions L x W x H	mm (in.) L	1750 (70.0)	1845 (73.8)	2127 (85.1)		
	W	914 (36.0)	914 (36.0)	926 (37.0)		
	H	1044 (41.8)	1044 (41.8)	1044 (41.8)		
Sound Level (Full Load at 7m)	dB(A)	63	64	65		
Approximate Weight	kg (lbs.)	650 (1433)	730 (1609)	915 (2017)		
Emergency Stop System		Low oil pressure, high water temperature, broken fan belt, or when the side cover and door is opened when running.				
<b>AMPS</b>						
Single phase 120V	A	56.3 x 2	85.8 x 2	-	-	79.6 x 2
Single phase 240V	A	56.3	85.8	-	-	79.6
Three phase 208V	A	-	-	-	79.6	-
Three phase 480V	A	-	-	39.8	-	-
<b>RECEPTACLES</b>						
5-20R (GFCI)		2	2	-	3	2
L5-30R		1	1	-	-	1
L14-30R		2	2	-	-	2
Terminal		Available				

Specifications and dimensions are subject to change without prior notice.



5900 14th Avenue, Markham, Ontario L3S 4K4, Canada  
 Phone: 905-294-7477 Fax: 905-294-1554  
<http://www.kubota.ca> / <http://generator.kubota.jp>

